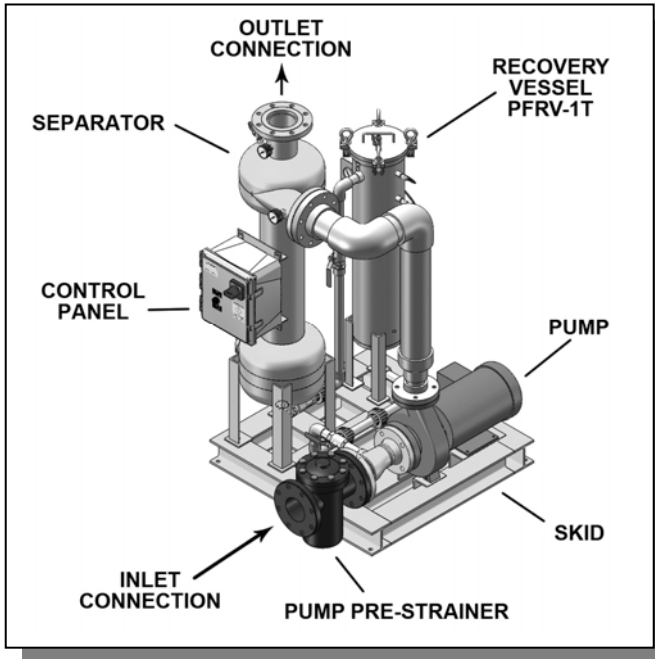




PUROFLUX CORPORATION

ENGINEERING • MANUFACTURING • SERVICE

PF63-050 SPECIFICATION SHEET PACKAGE RECOVERY SYSTEM



SPECIFICATIONS	PF63-050
Flow Rate	600 gpm
Pump Motor	15 hp
Inlet Connection	6" flng
Outlet Connection	5" flng
Separator Model	PF61-050
Separator Purge	Continuous
Recovery Vessel Model	PFRV-1T
System Volume	36 gal
Est. Weight, Dry	1088 lbs
Est. Weight, Operating	1560 lbs

- Removes particulate as low as 45 microns
- 150 psi working pressure

- Fully assembled skid package
- One year limited warranty

SYSTEM COMPONENTS

Separator :

- PF61-050 - 5" flanged separator
- Fusion bonded polyester coated vessel
- 1/4" Manual air bleed valve
- Inlet / Outlet pressure gauges

Pump :

- Close coupled, end suction centrifugal pump
- Cast iron pre-strainer w/ removable SST basket
- 1750 rpm, TEFC motor

Skid :

- Fusion bonded polyester coated carbon steel

Recovery Vessel :

- 304 Stainless steel vessel with hinged eye bolt cover
- Stainless steel support basket w/ 25 micron bag
- Pressure differential indicator
- Automatic flow controller & isolation ball valves

Electrical Controls :

- NEMA 4X fiberglass enclosure
- Motor overload/short circuit protection
- Pump Hand-Off-Auto switch

Interconnecting Pipe :

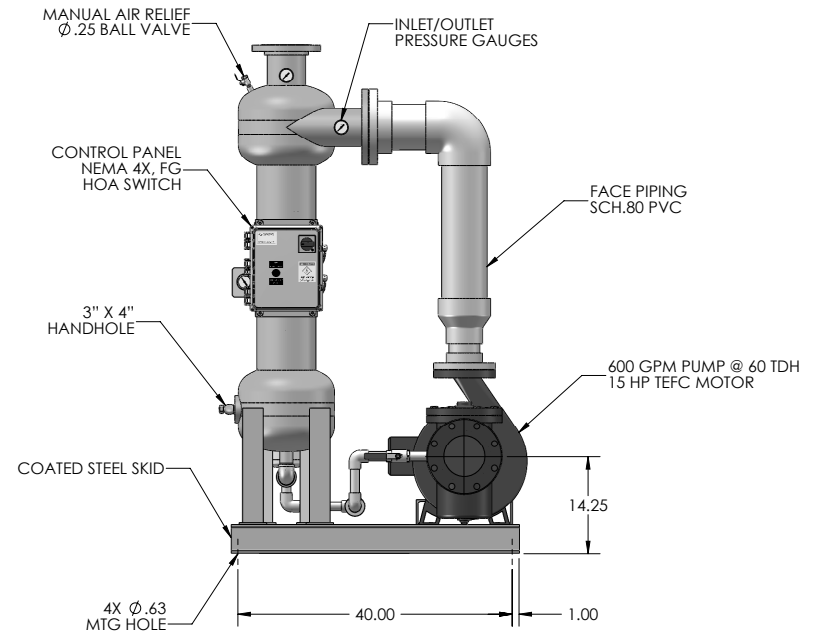
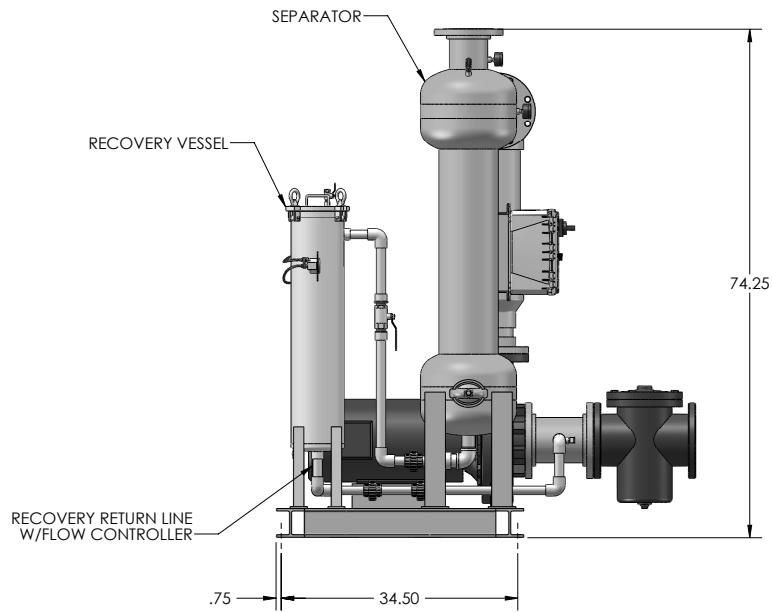
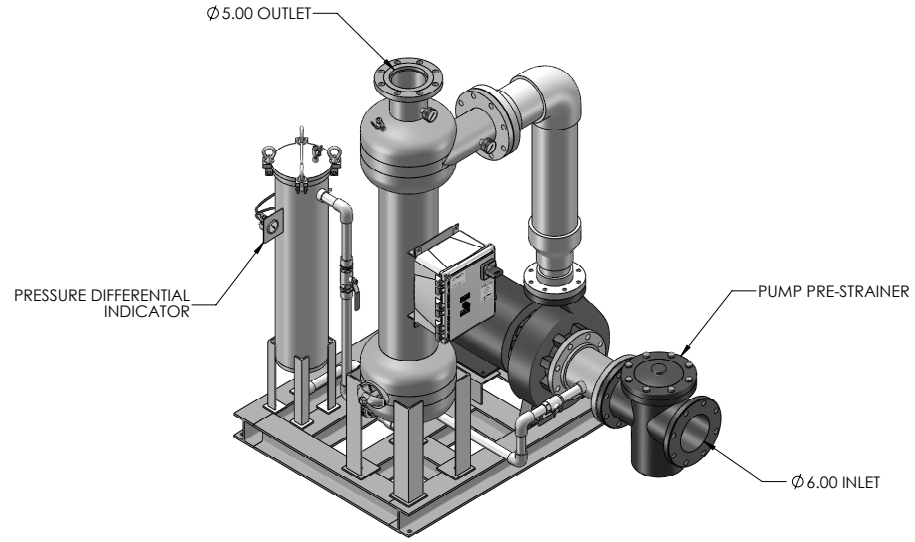
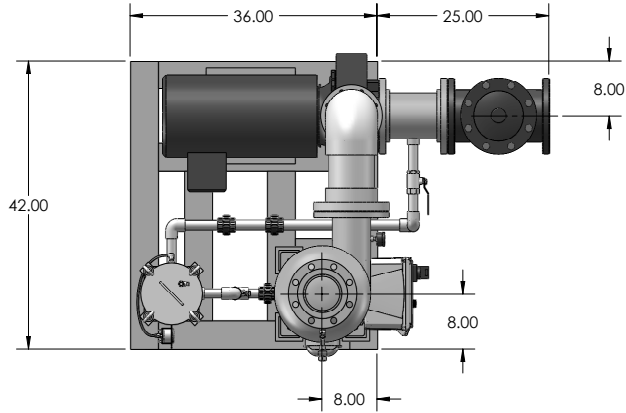
- Sch.80 PVC piping

Options: Dry Contact for Alarm, Auto Purge, Removable Dome, 22 1/2° profile

NOTES: UNLESS OTHERWISE SPECIFIED

1. DIMENSIONS ARE IN INCHES
2. DIMENSIONS MAY VARY SLIGHTLY - DO NOT USE FOR CONSTRUCTION
3. SEPARATOR SYSTEM IS RATED FOR 150 PSI WORKING PRESSURE

REVISIONS			
REV	DESCRIPTION	DATE	APPROVED
J	CHANGED GPM FROM 550 TO 600	10-06-09	D.L.



PROPRIETARY AND CONFIDENTIAL THE INFORMATION CONTAINED IN THIS DRAWING IS THE SOLE PROPERTY OF PUROFLUX CORPORATION. ANY REPRODUCTION IN PART OR AS A WHOLE WITHOUT THE WRITTEN PERMISSION OF PUROFLUX CORPORATION IS PROHIBITED.	UNLESS OTHERWISE SPECIFIED DIMENSIONS ARE IN INCHES TOLERANCES: FRACTIONAL: ± ANGULAR: MACH ± BEND ± TWO PLACE DECIMAL ± THREE PLACE DECIMAL ±	PROJ. NO. DRAWN K. CARTER	PF-63-050 SEPARATOR PACKAGE 600 GPM - WITH RECOVERY VESSEL		
	INTERPRET GEOMETRIC TOLERANCING PER:	CHECKED	PHONE: (805) 579-0216 FAX: (805) 579-4005 WEBSITE: www.puroflux.com		
	MATERIAL	DESIGN APPROVED			
	NEXT ASSY	FINISH	MFG APPROVED	SCALE C	CAGE CODE
	APPLICATION	DO NOT SCALE DRAWING	QA APPROVED	DWG NO. 631-0009	REV J
		RELEASE DATE 12-13-01	SCALE NONE	SHEET 1 OF 3	

4

3

2

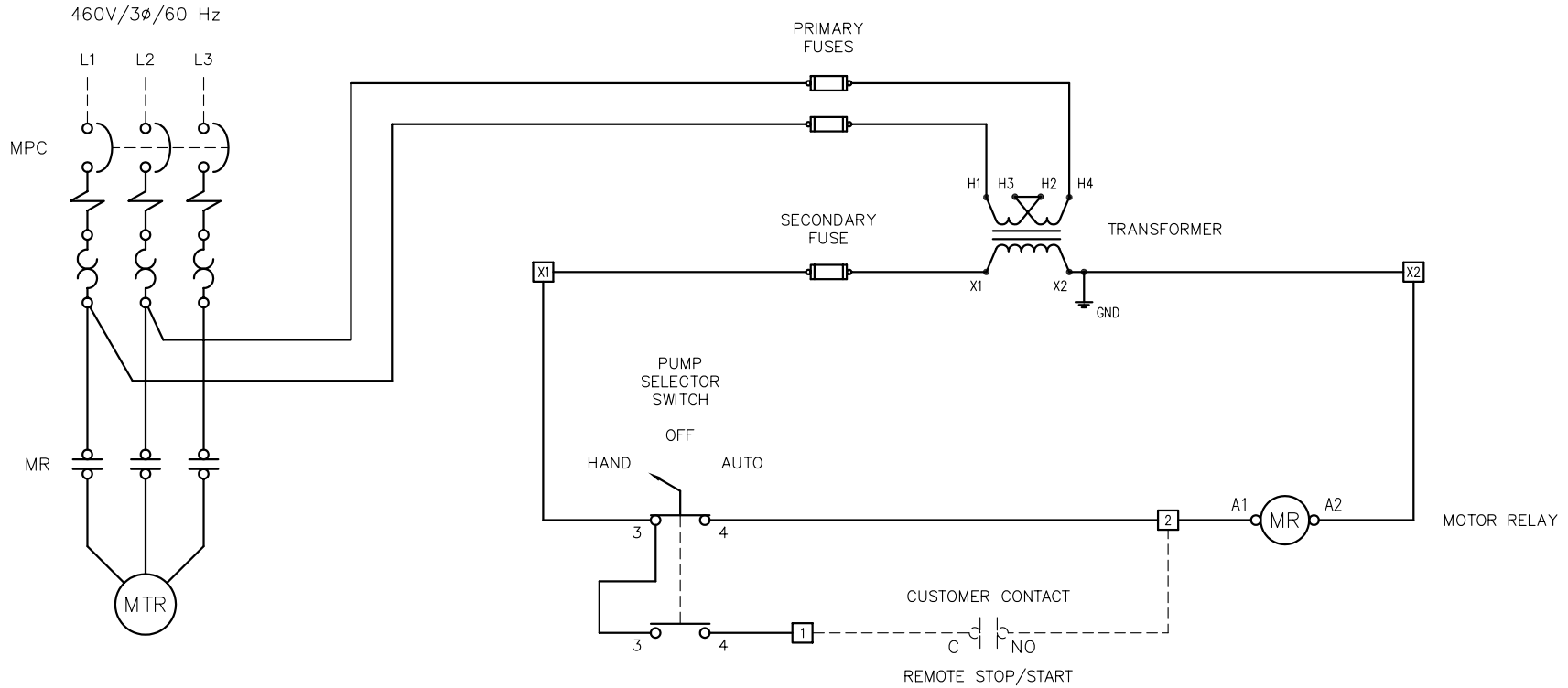
1

NOTICE OF PROPRIETARY RIGHTS

This document contains confidential technical data, including trade secrets, proprietary to Puroflux, Inc. Disclosure of this data to you is expressly conditioned upon your assent that its use is limited to use within your company only (and does not include manufacture or processing uses). Any other use is strictly prohibited without the prior written consent of Puroflux, Inc.

REVISIONS

REV	DESCRIPTION	DATE	APPROVED



D

D

C

C

B

DWG. NO. 632-0032 SH 1 REV B

A

A

NOTES: UNLESS OTHERWISE SPECIFIED

MATERIAL	UNLESS OTHERWISE NOTED DIMENSIONS ARE IN INCHES DO NOT SCALE THIS DRAWING	PROJ. NO.	PF-63 SERIES : 460V/3φ/60 HZ CONTROL PANEL W/ REMOTE STOP/START
HEAT TREAT	INTERPRET DRAWING PER APPLICABLE STANDARDS	DRAWN	K. CARTER
FINISH	DECIMALS ANGLES SURFACE FINISH .XX ± ± - .XXX ± -	CHECKED	
NEXT ASSEMBLY	THREADS PER NBS HANDBOOK-H28 CONCENTRICITIES .010 TR BREAK CORNERS .005-.015 INTERNAL RADIUS .015-.030	DESIGN APPROVED	
APPLICATION		MFG APPROVED	
		QA APPROVED	
		RELEASE DATE	99-04-28
		SCALE	NONE
		CAGE CODE	
		DWG. NO.	632-0032
		REV	B
		SHEET	1 OF 1

4

3

2

1