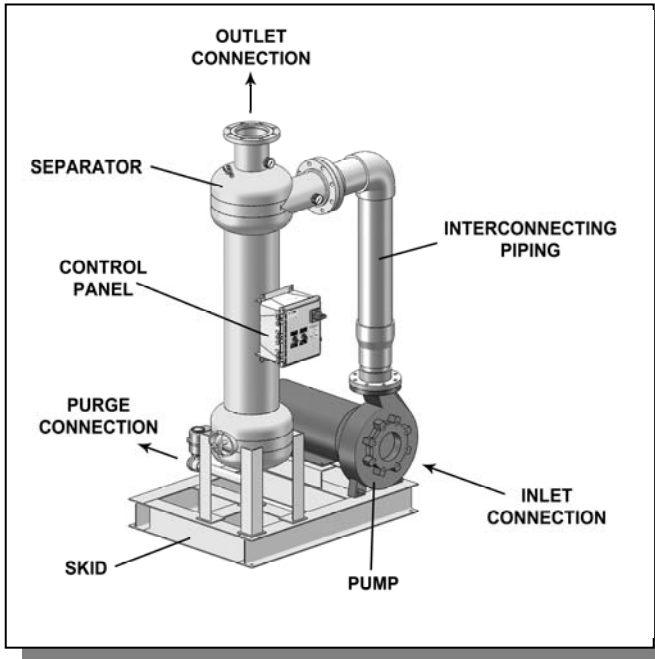




PF64-060(A) SPECIFICATION SHEET PUMP PACKAGE SYSTEM



SPECIFICATIONS	PF64-060(A)
Flow Rate	900 gpm
System Inlet Connection	6" flng
System Outlet Connection	6" flng
Purge Connection	1 1/2" fpt
Separator Model	PF61-060
Separator Purge	Automatic
Pump Motor	20 hp
Volume	40 gal
Est. Weight, Dry	1280 lbs
Est. Weight, Operating	1612 lbs

- Removes particulate as low as 45 microns
- 150 psi working pressure

- Fully assembled skid package
- One year limited warranty

SYSTEM COMPONENTS

Separator :

- PF61-060 - 6" flanged separator
- Fusion bonded polyester coated vessel
- 1/4" Manual air bleed valve
- 0 to 160 psi gauges on influent / effluent

Electrical Controls :

- NEMA 4X fiberglass enclosure
- Motor overload/short circuit protection
- Hand-Off-Auto switches

Pump :

- Close coupled, end suction centrifugal pump
- 1750 rpm, TEFC motor

Automatic Purge :

- Electrically actuated industrial grade ball valve
- Adjustable purge timer

Skid :

- Fusion bonded polyester coated carbon steel

Interconnecting Pipe :

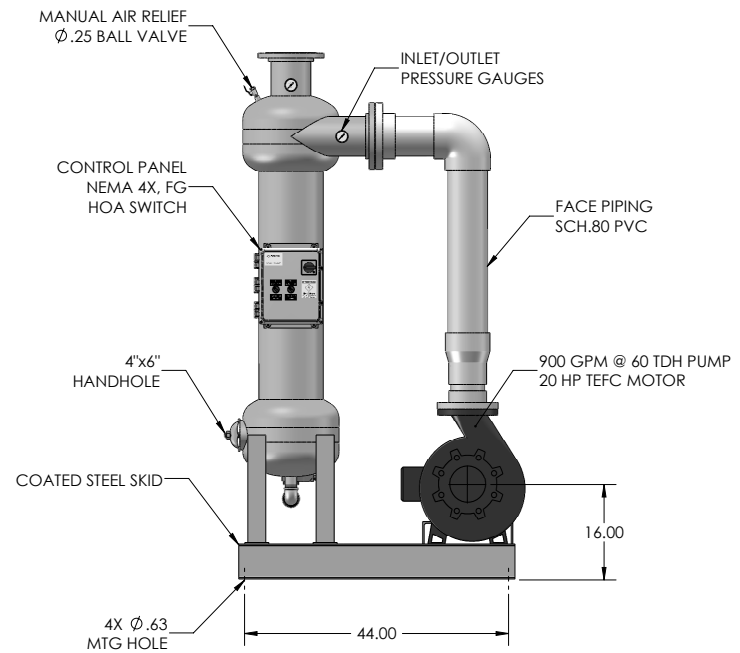
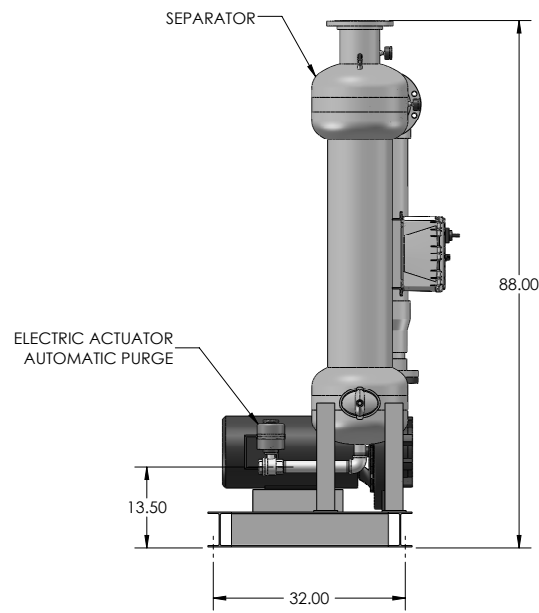
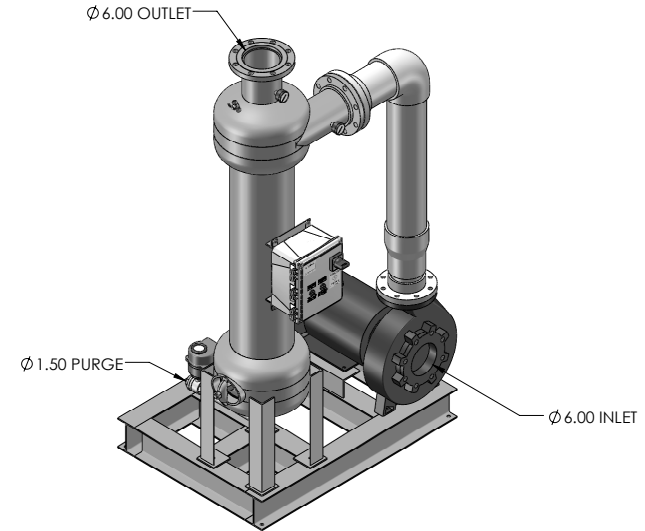
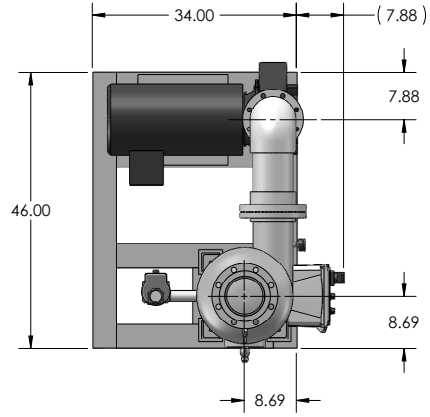
- Sch.80 PVC piping

Options: Cast Iron Pump Pre-Strainer, Manual Purge, Removable Dome, 22 1/2" profile

NOTES: UNLESS OTHERWISE SPECIFIED

1. DIMENSIONS ARE IN INCHES
2. DIMENSIONS MAY VARY SLIGHTLY - DO NOT USE FOR CONSTRUCTION
3. SEPARATOR SYSTEM IS RATED FOR 150 PSI WORKING PRESSURE
4. UNIT AVAILABLE WITH OPTIONAL PUMP PRE-STRAINER

REVISIONS			
REV	DESCRIPTION	DATE	APPROVED
A	CHANGED FLOW RATE	08-18-09	D.L.



PROPRIETARY AND CONFIDENTIAL
THE INFORMATION CONTAINED IN THIS
DRAWING IS THE SOLE PROPERTY OF
PUROFLUX CORPORATION. ANY
REPRODUCTION IN PART OR AS A WHOLE
WITHOUT THE WRITTEN PERMISSION OF
PUROFLUX CORPORATION IS
PROHIBITED.

UNLESS OTHERWISE SPECIFIED DIMENSIONS ARE IN INCHES TOLERANCES: FRACTIONAL ± ANGULAR: MACH ± BEND ± TWO PLACE DECIMAL ± THREE PLACE DECIMAL ± INTERPRET GEOMETRIC TOLERANCING PER:	PROJ. NO. DRAWN D. LUNA CHECKED DESIGN APPROVED MFG APPROVED QA APPROVED RELEASE DATE 05-28-09	PF-64-060(A) AP SEPARATOR PACKAGE 900 GPM - W/SKID MOUNTED PUMP PUROFLUX CORPORATION PHONE: (805) 579-0216 FAX: (805) 579-6005 WEBSITE: www.puroflux.com
MATERIAL FINISH APPLICATION DO NOT SCALE DRAWING	SCALE NONE	SIZE C CAGE CODE DWG NO. 641-0288 REV A
		SHEET 1 OF 2

NOTICE OF PROPRIETARY RIGHTS
 This document contains confidential technical data, including trade secrets, proprietary to Puroflux, Inc. Disclosure of this data to you is expressly conditioned upon your assent that its use is limited to use within your company only (and does not include manufacture or processing uses). Any other use is strictly prohibited without the prior written consent of Puroflux, Inc.

REVISIONS			
REV	DESCRIPTION	DATE	APPROVED
D	REVISED VALBIA ACTUATOR	10-21-11	K.C.

D

D

C

C

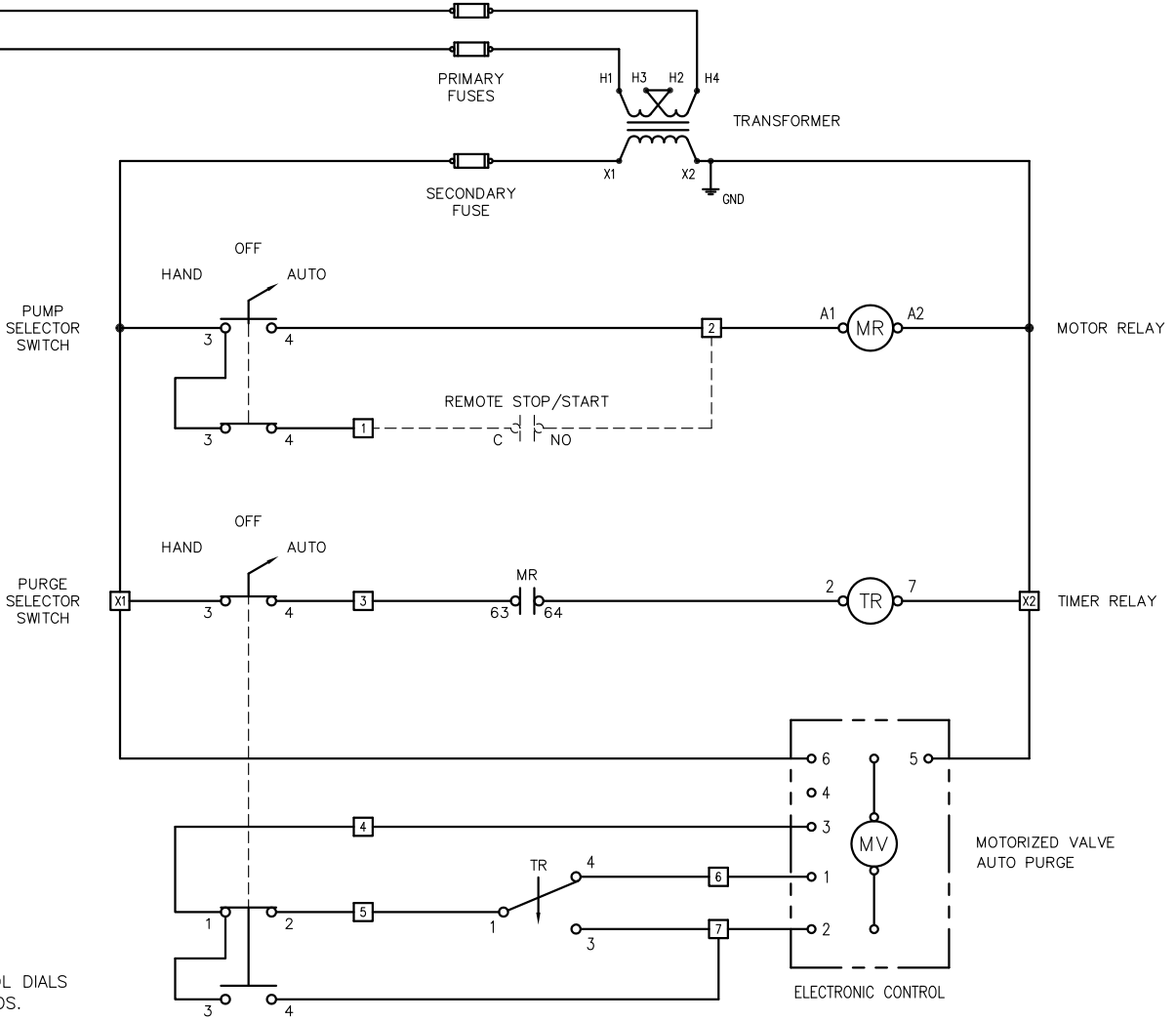
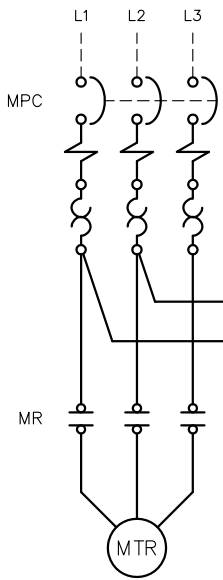
B

B

A

A

460V/3 ϕ /60 Hz



PROGRAMMING

THE PUROFLUX AUTO PURGE TIMER IS EQUIPPED WITH TWO CONTROL DIALS TO PROGRAM THE PURGING CYCLES TO MATCH YOUR SPECIFIC NEEDS.

CYCLE TIME

DIAL UPPER INDICATOR (T1) TO THE DESIRED FREQUENCY OF PURGING
 RANGE : 14 MINUTES TO 24 HOURS
 FACTORY SETTING : 25% (APPROX EVERY 6 HRS)

PURGING TIME

DIAL LOWER INDICATOR (T2) TO THE DESIRED DURATION OF PURGING
 RANGE : 6 TO 60 SECONDS
 FACTORY SETTING : 35% (APPROX 20 SEC)

DWG. NO. 642-0032
 SH 1
 REV D

MATERIAL HEAT TREAT FINISH	UNLESS OTHERWISE NOTED DIMENSIONS ARE IN INCHES DO NOT SCALE THIS DRAWING	PROJ. NO. DRAWN K. CARTER	WIRING DIAGRAM : 460V/3 ϕ /60 HZ AUTO PURGE PANEL : REMOTE STOP/START 1357 KUEHNER DRIVE SIMI VALLEY CA 93063 PHONE: (805) 579-0216 FAX: (805) 579-6005
	INTERPRET DRAWING PER APPLICABLE STANDARDS	CHECKED	
	DECIMALS ANGLES SURFACE FINISH .XX ± - ± - .XXX ± - -	DESIGN APPROVED	
	THREADS PER NBS HANDBOOK-H28 CONCENTRICITIES .010 TR BREAK CORNERS .005-.015 INTERNAL RADI .015-.030	MFG APPROVED QA APPROVED	
NEXT ASSEMBLY APPLICATION	RELEASE DATE 08-23-02	SCALE NONE	DWG NO. 642-0032 REV D

4

3

2

1

SHEET 1 OF 1