




PF64-020 SPECIFICATION SHEET PUMP PACKAGE SYSTEM



SPECIFICATIONS	PF64-020
Flow Rate	110 gpm
System Inlet Connection	3" flng
System Outlet Connection	2" mpt
Purge Connection	1" fpt
Separator Model	PF61-020
Separator Purge	Automatic
Pump Motor	5 hp
Volume	7 gal
Est. Weight, Dry	336 lbs
Est. Weight, Operating	393 lbs

- Removes particulate as low as 45 microns
- 150 psi working pressure

- Fully assembled skid package
- One year limited warranty

SYSTEM COMPONENTS

Separator :

- PF61-020 - 2" threaded separator
- Fusion bonded polyester coated vessel
- 1/4" Manual air bleed valve
- 0 to 160 psi gauges on influent / effluent

Electrical Controls :

- NEMA 4X fiberglass enclosure
- Motor overload/short circuit protection
- Hand-Off-Auto switches

Pump :

- Close coupled, end suction centrifugal pump
- 1800 rpm, TEFC motor

Automatic Purge :

- Electrically actuated industrial grade ball valve
- Adjustable purge timer

Skid :

- Fusion bonded polyester coated carbon steel

Interconnecting Pipe :

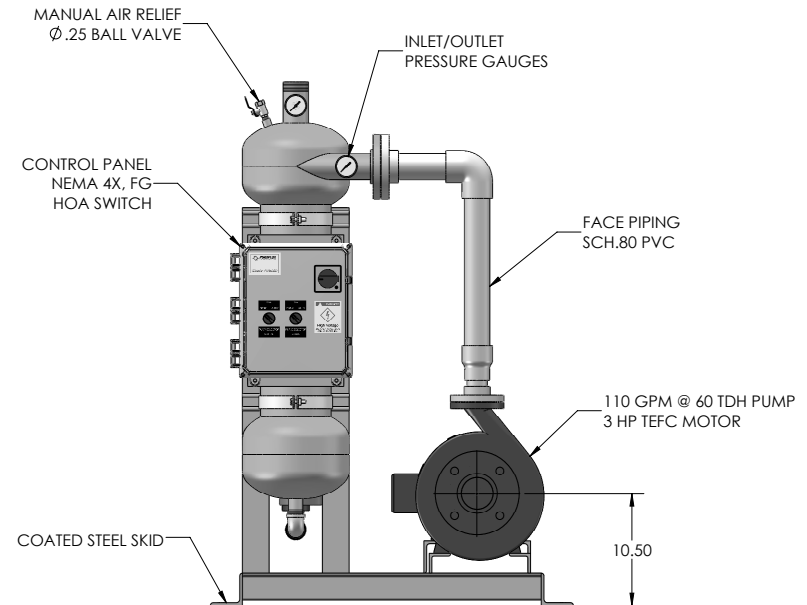
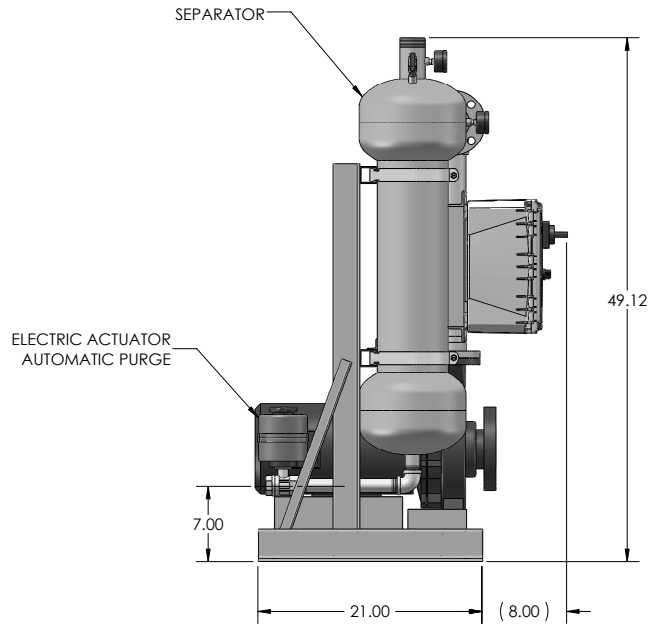
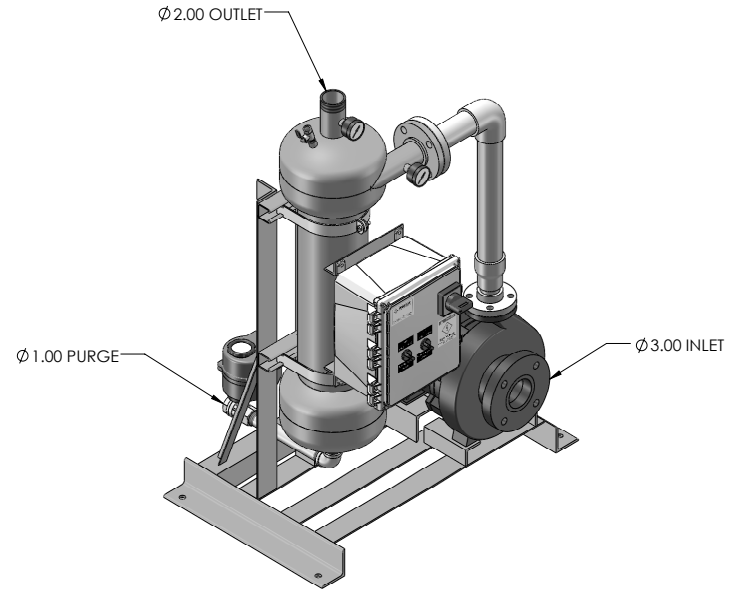
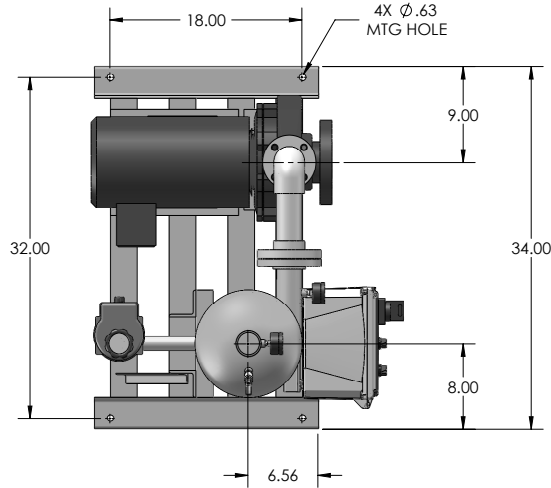
- Sch.80 PVC piping

Options: Cast Iron Pump Pre-Strainer, Manual Purge, Removable Dome, 22 1/2" profile

NOTES: UNLESS OTHERWISE SPECIFIED

1. DIMENSIONS ARE IN INCHES
2. DIMENSIONS MAY VARY SLIGHTLY - DO NOT USE FOR CONSTRUCTION
3. SEPARATOR SYSTEM IS RATED FOR 150 PSI WORKING PRESSURE
4. UNIT AVAILABLE WITH OPTIONAL PUMP PRE-STRAINER

REVISIONS			
REV	DESCRIPTION	DATE	APPROVED
B	REVISED BASE	02-11-10	D.L.



PROPRIETARY AND CONFIDENTIAL THE INFORMATION CONTAINED IN THIS DRAWING IS THE SOLE PROPERTY OF PUROFLUX CORPORATION. ANY REPRODUCTION IN PART OR AS A WHOLE WITHOUT THE WRITTEN PERMISSION OF PUROFLUX CORPORATION IS PROHIBITED.	UNLESS OTHERWISE SPECIFIED	PROJ NO.	PF-64-020 AP SEPARATOR PACKAGE	
	DIMENSIONS ARE IN INCHES	DRAWN	110 GPM - W/SKID MOUNTED PUMP	
	TOLERANCES: FRACTIONAL ± ANGULAR: MACH ± BEND ± TWO PLACE DECIMAL ± THREE PLACE DECIMAL ±	DESIGN APPROVED	PHONE: (805) 579-0216 FAX: (805) 579-4005 WEBSITE: www.puroflux.com	
	INTERPRET GEOMETRIC TOLERANCING PER:	MFG APPROVED	SIZE	REV
	MATERIAL	QA APPROVED	C	B
NEXT ASSY	RELEASE DATE	CAGE CODE	DWG NO.	SCALE
APPLICATION	DO NOT SCALE DRAWING	05-27-09	641-0282	NONE
		SHEET		1 OF 2

NOTICE OF PROPRIETARY RIGHTS
 This document contains confidential technical data, including trade secrets, proprietary to Puroflux, Inc. Disclosure of this data to you is expressly conditioned upon your assent that its use is limited to use within your company only (and does not include manufacture or processing uses). Any other use is strictly prohibited without the prior written consent of Puroflux, Inc.

REVISIONS			
REV	DESCRIPTION	DATE	APPROVED
D	REVISED VALBIA ACTUATOR	10-21-11	K.C.

D

D

C

C

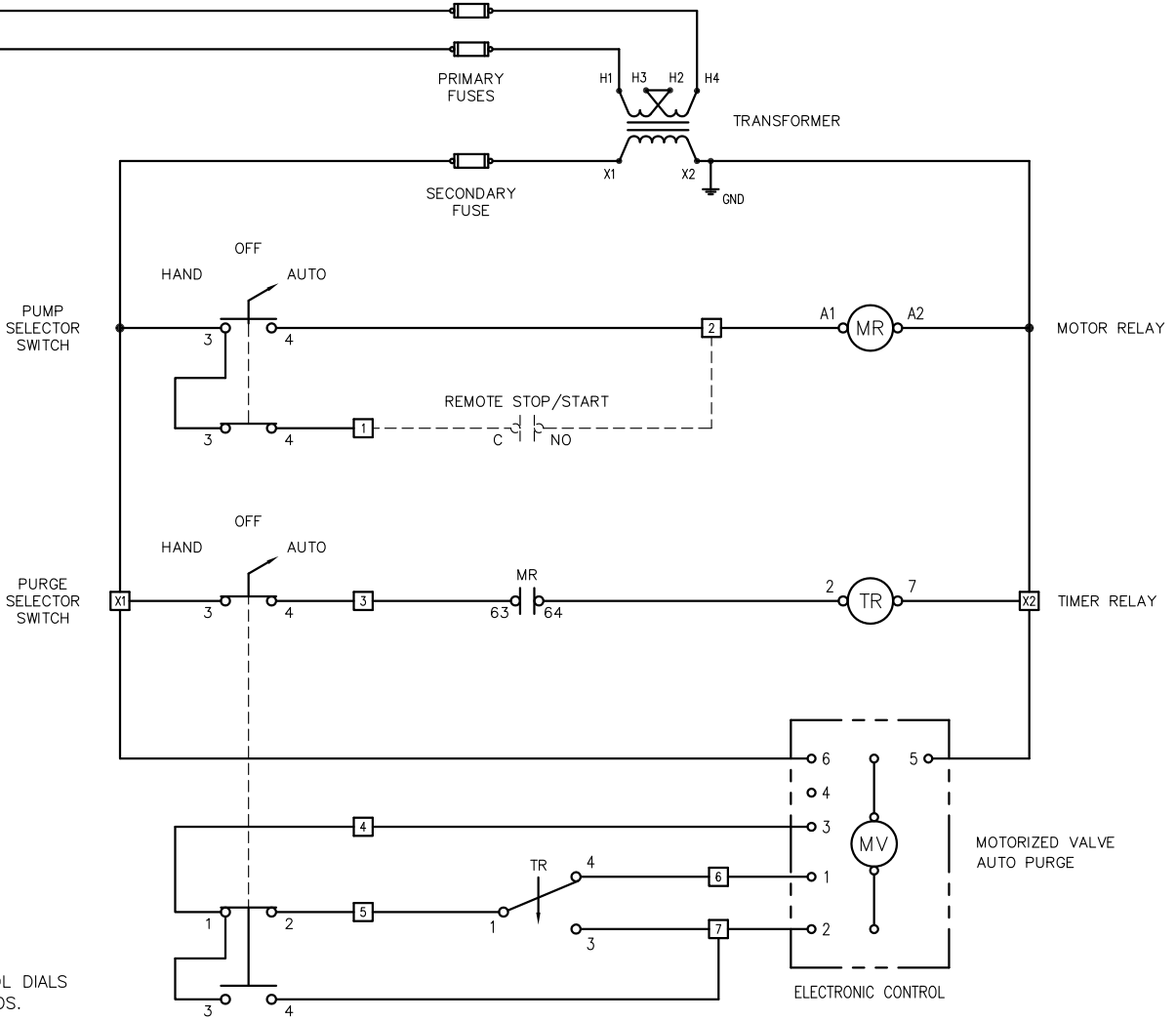
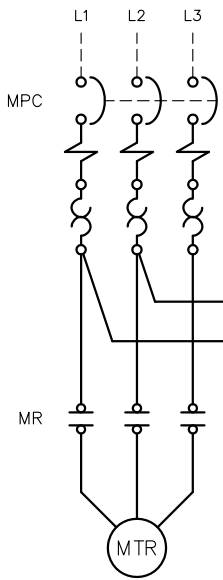
B

B

A

A

460V/3 ϕ /60 Hz



PROGRAMMING

THE PUROFLUX AUTO PURGE TIMER IS EQUIPPED WITH TWO CONTROL DIALS TO PROGRAM THE PURGING CYCLES TO MATCH YOUR SPECIFIC NEEDS.

CYCLE TIME

DIAL UPPER INDICATOR (T1) TO THE DESIRED FREQUENCY OF PURGING
 RANGE : 14 MINUTES TO 24 HOURS
 FACTORY SETTING : 25% (APPROX EVERY 6 HRS)

PURGING TIME

DIAL LOWER INDICATOR (T2) TO THE DESIRED DURATION OF PURGING
 RANGE : 6 TO 60 SECONDS
 FACTORY SETTING : 35% (APPROX 20 SEC)

DWG. NO. 642-0032 SH 1 REV D

MATERIAL HEAT TREAT FINISH	UNLESS OTHERWISE NOTED DIMENSIONS ARE IN INCHES DO NOT SCALE THIS DRAWING	PROJ. NO. DRAWN K. CARTER	WIRING DIAGRAM : 460V/3 ϕ /60 HZ AUTO PURGE PANEL : REMOTE STOP/START 1357 KUEHNER DRIVE SIMI VALLEY CA 93063 PHONE: (805) 579-0216 FAX: (805) 579-6005
	INTERPRET DRAWING PER APPLICABLE STANDARDS	CHECKED	
	DECIMALS .XX ± - ± - ANGLES ± - SURFACE FINISH XXX ± -	DESIGN APPROVED	
	THREADS PER NBS HANDBOOK-H28 CONCENTRICITIES .010 TR BREAK CORNERS .005-.015 INTERNAL RADI .015-.030	MFG APPROVED QA APPROVED	
NEXT ASSEMBLY APPLICATION	RELEASE DATE 08-23-02	SCALE NONE	DWG NO. 642-0032 SHEET 1 OF 1