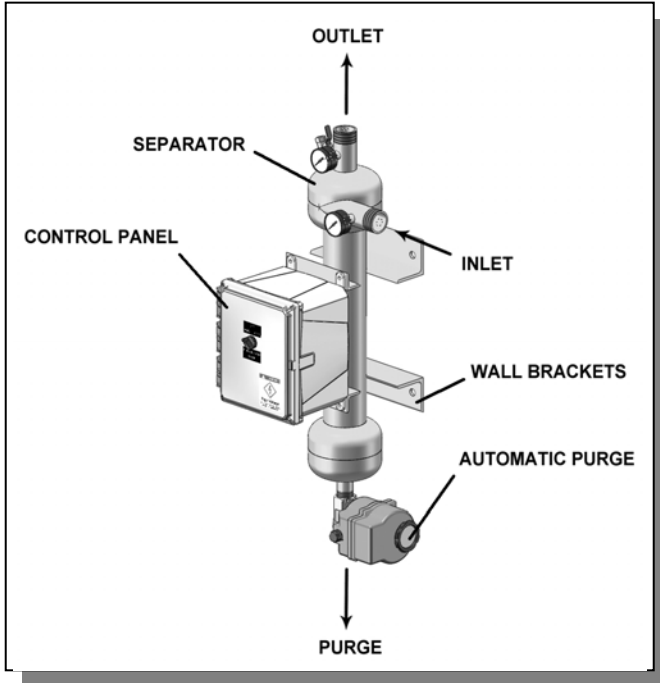




# PUROFLUX CORPORATION

ENGINEERING • MANUFACTURING • SERVICE

## PF61-010 SPECIFICATION SHEET – 1" THREADED SEPARATOR



SPECIFICATIONS	PF61-010
Flow Range	20-45 gpm
Connections – Influent / Effluent	1" mpt
Purge Outlet	3/4" fpt
Manual Air Bleed Valve	1/4" fpt
Volume	2 gal
Est. Weight, Dry	25 lbs
Est. Weight, Operating	38 lbs
Options:	
Manual Purge	
Mounting Legs	
Inspection Port	Consult Factory

- Carbon steel construction
- Fusion bonded polyester coating
- True tangential entry
- 150 psi working pressure
- Industrial grade manual purge valve
- 0 to 160 psi gauges on influent / effluent
- 1/4" manual air bleed valve
- Five year limited warranty

PRESSURE DROP vs. FLOW RATE							
Pressure Drop	3 psi	4 psi	6 psi	8 psi	10 psi	12 psi	CV Factor
Flow (gpm)*	22	25	31	36	40	44	12.7

\*(Flow rate / CV values may vary slightly)

To determine the approximate pressure drop at flow rates not shown in this chart, use the following formula:

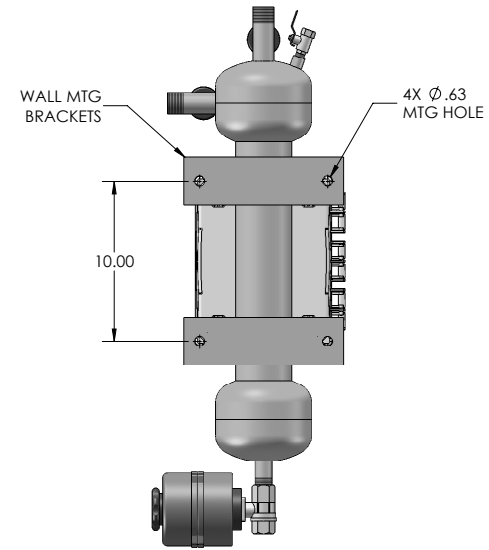
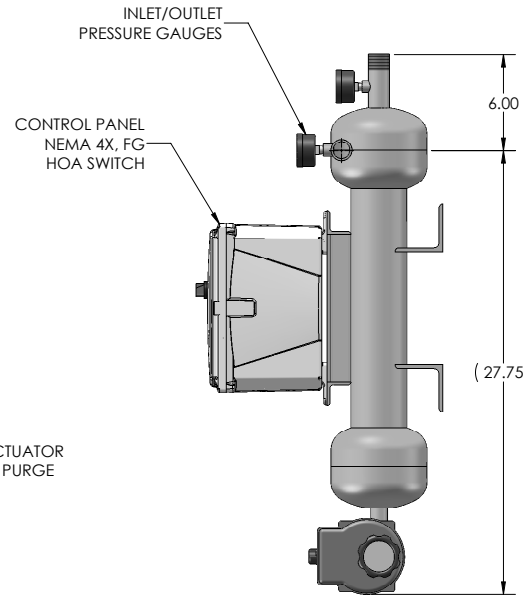
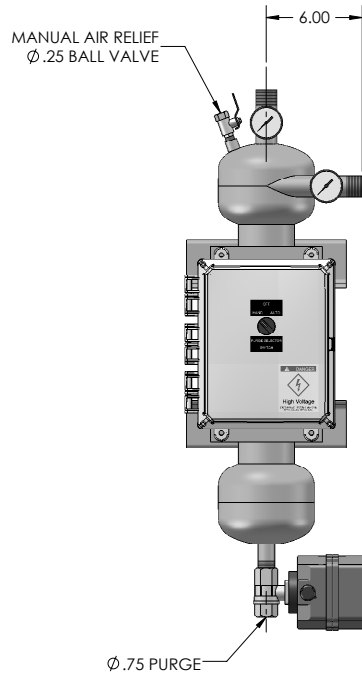
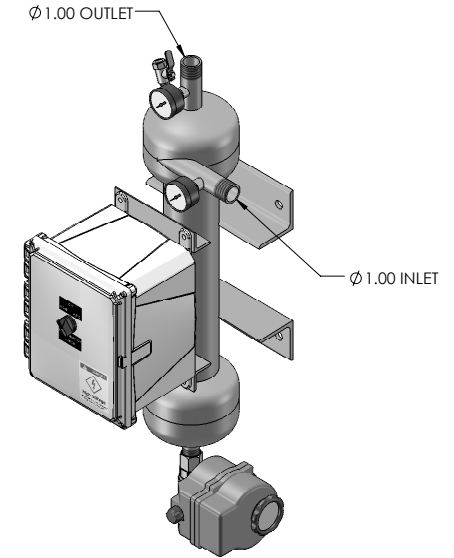
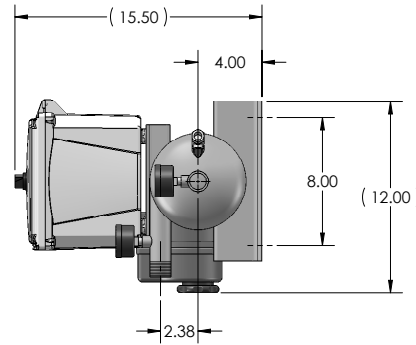
$$\Delta P = (\text{FLOW RATE} / \text{CV})^2$$

CV Factor : CV is defined as the flow in gallons per minute (GPM) that will produce a one pound pressure drop across the separator.

NOTES: UNLESS OTHERWISE SPECIFIED

1. DIMENSIONS ARE IN INCHES
2. DIMENSIONS MAY VARY SLIGHTLY - DO NOT USE FOR CONSTRUCTION
3. SEPARATOR SYSTEM IS RATED FOR 150 PSI WORKING PRESSURE
4. VESSEL CONSTRUCTION: CARBON STEEL TANK  
EPOXY COATED EXTERIOR

REVISIONS			
REV	DESCRIPTION	DATE	APPROVED
B	UPDATED TO SOLIDWORKS	06-24-09	D.L.



ELECTRIC ACTUATOR  
AUTOMATIC PURGE

PROPRIETARY AND CONFIDENTIAL  
THE INFORMATION CONTAINED IN THIS  
DRAWING IS THE SOLE PROPERTY OF  
PUROFLUX CORPORATION. ANY  
REPRODUCTION IN PART OR AS A WHOLE  
WITHOUT THE WRITTEN PERMISSION OF  
PUROFLUX CORPORATION IS  
PROHIBITED.

UNLESS OTHERWISE SPECIFIED DIMENSIONS ARE IN INCHES TOLERANCES: FRACTIONAL ± ANGULAR: MACH ± BEND ± TWO PLACE DECIMAL ± THREE PLACE DECIMAL ±		PROJ. NO.	PF61-010-AP HYDROCYCLONE SEPARATOR 20-45 GPM - WITH WALL MTG BRACKETS	
INTERPRET GEOMETRIC TOLERANCING PER:		DRAWN	K. CARTER	
MATERIAL		CHECKED		
FINISH		DESIGN APPROVED		
APPLICATION		MFG APPROVED		
DO NOT SCALE DRAWING		QA APPROVED		
		RELEASE DATE	02-04-02	
		SCALE	NONE	
		SHEET	1 OF 2	
		SIZE	CAGE CODE	DWG. NO. 611-0125
				REV B

**PUROFLUX**  
CORPORATION  
PHONE: (805) 579-0216  
FAX: (805) 579-4005  
WEBSITE: www.puroflux.com

4

3

2

1

NOTICE OF PROPRIETARY RIGHTS

This document contains confidential technical data, including trade secrets, proprietary to Puroflux, Inc. Disclosure of this data to you is expressly conditioned upon your assent that its use is limited to use within your company only (and does not include manufacture or processing uses). Any other use is strictly prohibited without the prior written consent of Puroflux, Inc.

REVISIONS			
REV	DESCRIPTION	DATE	APPROVED
C	REVISED FOR VALBIA	09-02-08	K.C.

PROGRAMMING

THE PUROFLUX AUTO PURGE TIMER IS EQUIPPED WITH TWO CONTROL DIALS TO PROGRAM THE PURGING CYCLES TO MATCH YOUR SPECIFIC NEEDS.

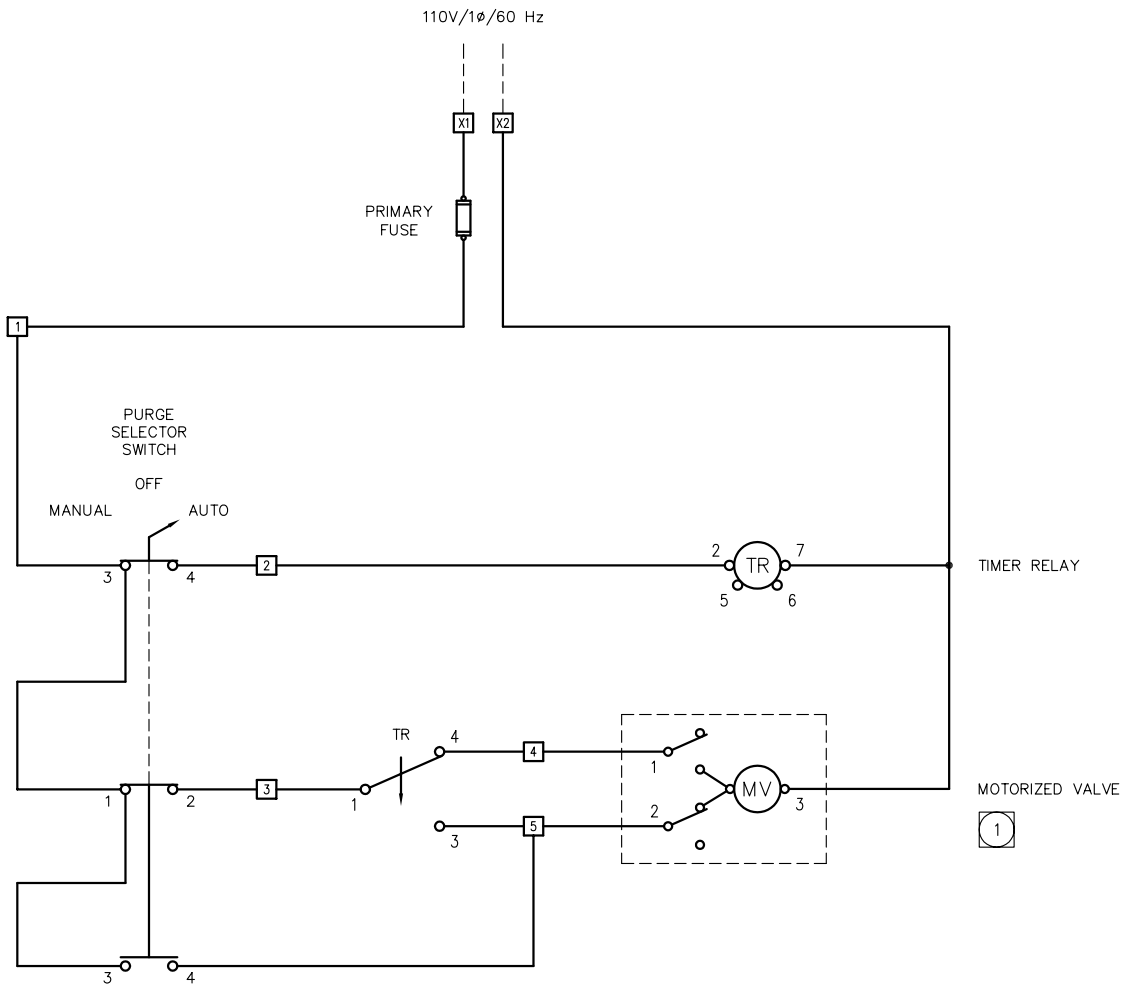
CYCLE TIME

DIAL UPPER INDICATOR (T1) TO THE DESIRED FREQUENCY OF PURGING  
RANGE : 14 MINUTES TO 24 HOURS  
FACTORY SETTING : 25% (APPROX EVERY 6 HRS)

PURGING TIME

DIAL LOWER INDICATOR (T2) TO THE DESIRED DURATION OF PURGING  
RANGE : 6 TO 60 SECONDS  
FACTORY SETTING : 35% (APPROX 20 SEC)

110V/1 $\phi$ /60 Hz



DWG. NO. 612-0002 SH 1 REV C

1 ACTUAL WIRING MAY VARY DEPENDING UPON ELECTRIC ACTUATOR MODEL NUMBER

NOTES: UNLESS OTHERWISE SPECIFIED

MATERIAL	UNLESS OTHERWISE NOTED	PROJ. NO.	WIRING DIAGRAM: 110V/1 $\phi$ /60 HZ AUTOMATIC PURGE PANEL	
HEAT TREAT	DIMENSIONS ARE IN INCHES DO NOT SCALE THIS DRAWING	DRAWN K. CARTER	1357 KUEHNER DRIVE SIMI VALLEY CA 93063 PHONE: (805) 579-0216 FAX: (805) 579-6005	
FINISH	INTERPRET DRAWING PER APPLICABLE STANDARDS	CHECKED	SIZE C	CAGE CODE
NEXT ASSEMBLY	DECIMALS .XX ± - ± - ANGLES SURFACE FINISH .XXX ± -	DESIGN APPROVED	DWG NO. 612-0002	REV C
APPLICATION	THREADS PER NBS HANDBOOK-H28 CONCENTRICITIES .010 TIR BREAK CORNERS .005-.015 INTERNAL RADI .015-.030	QA APPROVED	SCALE NONE	SHEET 1 OF 1
		RELEASE DATE 02-01-02		

4

3

2

1

A

A

→

←