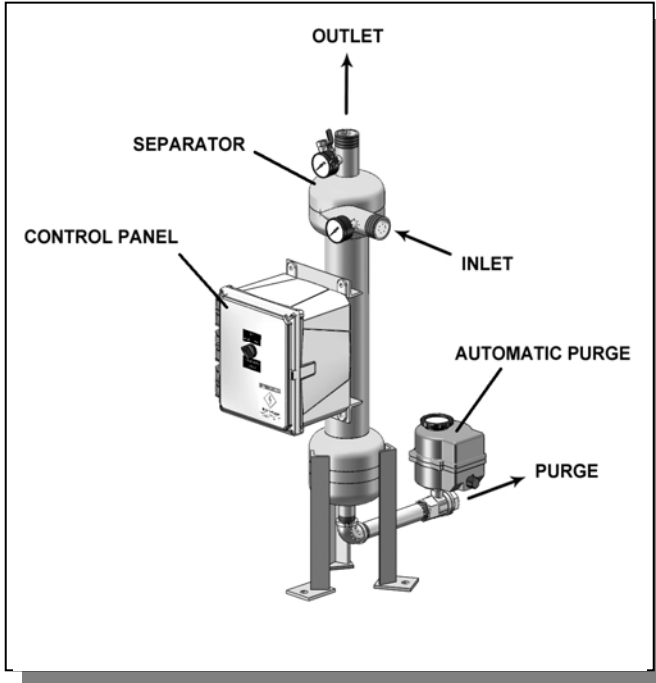




PUROFLUX CORPORATION

ENGINEERING • MANUFACTURING • SERVICE

PF61-005 SPECIFICATION SHEET – 1/2” THREADED SEPARATOR



SPECIFICATIONS	PF61-005
Flow Range	6-12 gpm
Connections – Influent / Effluent	1/2" mpt
Purge Outlet	1/2" fpt
Manual Air Bleed Valve	1/4" fpt
Volume	1 gal
Est. Weight, Dry	17 lbs
Est. Weight, Operating	26 lbs
Options:	
Manual Purge	
Wall Mounting Brackets	
Inspection Port	Consult Factory

- Carbon steel construction
- Fusion bonded polyester coating
- True tangential entry
- 150 psi working pressure
- Industrial grade manual purge valve
- 0 to 160 psi gauges on influent / effluent
- 1/4" manual air bleed valve
- Five year limited warranty

PRESSURE DROP vs. FLOW RATE							
Pressure Drop	3 psi	4 psi	6 psi	8 psi	10 psi	12 psi	CV Factor
Flow (gpm)*	6	7	9	10	11	12	3.5

*(Flow rate / CV values may vary slightly)

To determine the approximate pressure drop at flow rates not shown in this chart, use the following formula:

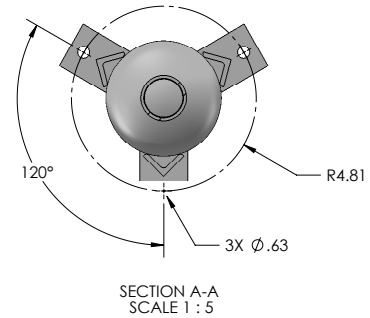
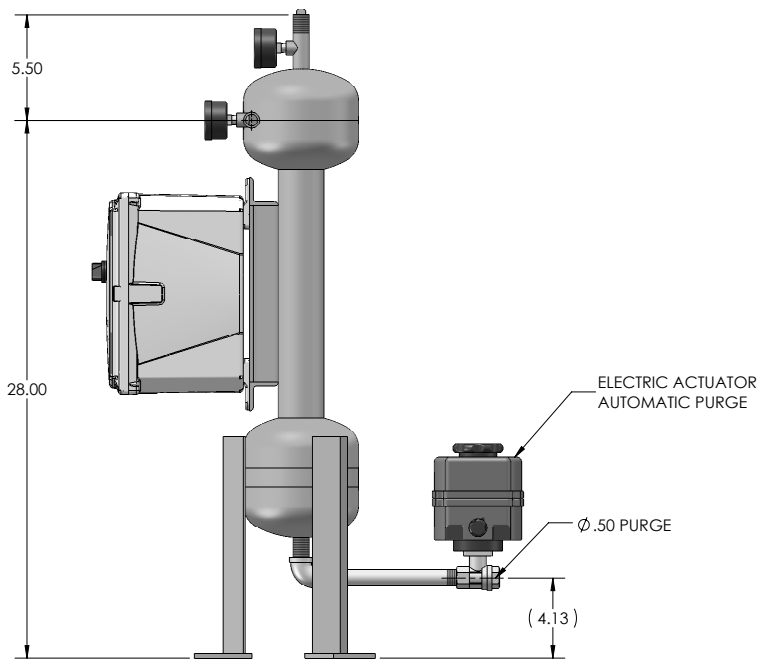
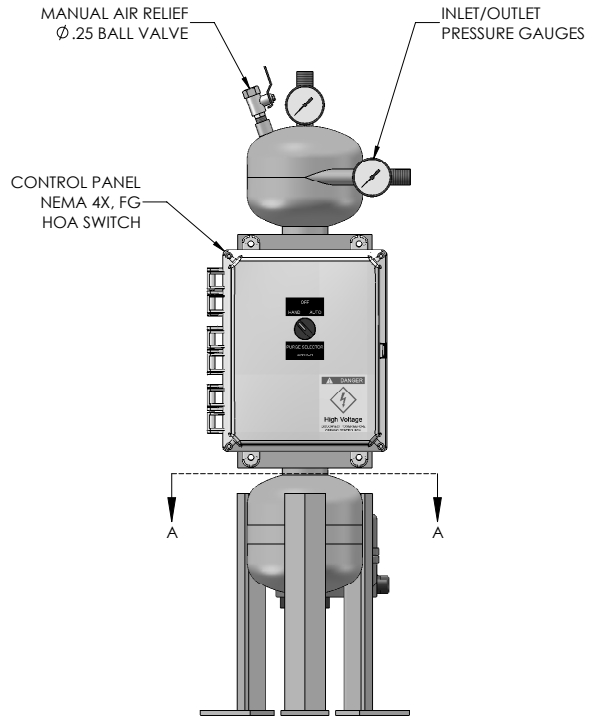
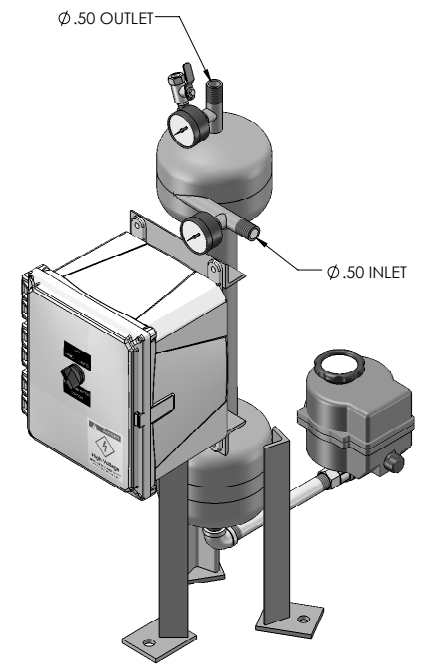
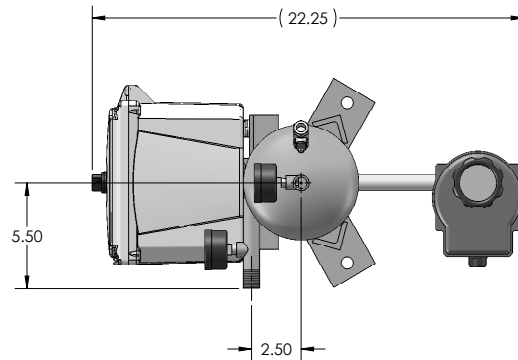
$$\Delta P = (\text{FLOW RATE} / \text{CV})^2$$

CV Factor : CV is defined as the flow in gallons per minute (GPM) that will produce a one pound pressure drop across the separator.

NOTES: UNLESS OTHERWISE SPECIFIED

1. DIMENSIONS ARE IN INCHES
2. DIMENSIONS MAY VARY SLIGHTLY - DO NOT USE FOR CONSTRUCTION
3. SEPARATOR SYSTEM IS RATED FOR 150 PSI WORKING PRESSURE
4. VESSEL CONSTRUCTION: CARBON STEEL TANK
EPOXY COATED EXTERIOR

REVISIONS			
REV	DESCRIPTION	DATE	APPROVED
A	UPDATED TO SOLIDWORKS	07-08-09	D.L.



PROPRIETARY AND CONFIDENTIAL
THE INFORMATION CONTAINED IN THIS
DRAWING IS THE SOLE PROPERTY OF
PUROFLUX CORPORATION. ANY
REPRODUCTION IN PART OR AS A WHOLE
WITHOUT THE WRITTEN PERMISSION OF
PUROFLUX CORPORATION IS
PROHIBITED.

UNLESS OTHERWISE SPECIFIED DIMENSIONS ARE IN INCHES TOLERANCES: FRACTIONAL ± ANGULAR: MACH ± BEND ± TWO PLACE DECIMAL ± THREE PLACE DECIMAL ±	PROJ. NO. DRAWN K. CARTER	PF61-005-AP HYDROCYCLONE SEPARATOR 6-12 GPM - WITH MTG LEGS
INTERPRET GEOMETRIC TOLERANCING PER:	CHECKED	PUROFLUX CORPORATION PHONE: (805) 579-0216 FAX: (805) 579-4005 WEBSITE: www.puroflux.com
MATERIAL	DESIGN APPROVED	
FINISH	MFG APPROVED	SIZE C CAGE CODE
APPLICATION DO NOT SCALE DRAWING	QA APPROVED	DWG NO. 611-0140
	RELEASE DATE 06-14-00	SCALE NONE
		REV A
		SHEET 1 OF 2

4

3

2

1

NOTICE OF PROPRIETARY RIGHTS

This document contains confidential technical data, including trade secrets, proprietary to Puroflux, Inc. Disclosure of this data to you is expressly conditioned upon your assent that its use is limited to use within your company only (and does not include manufacture or processing uses). Any other use is strictly prohibited without the prior written consent of Puroflux, Inc.

REVISIONS			
REV	DESCRIPTION	DATE	APPROVED
C	REVISED FOR VALBIA	09-02-08	K.C.

PROGRAMMING

THE PUROFLUX AUTO PURGE TIMER IS EQUIPPED WITH TWO CONTROL DIALS TO PROGRAM THE PURGING CYCLES TO MATCH YOUR SPECIFIC NEEDS.

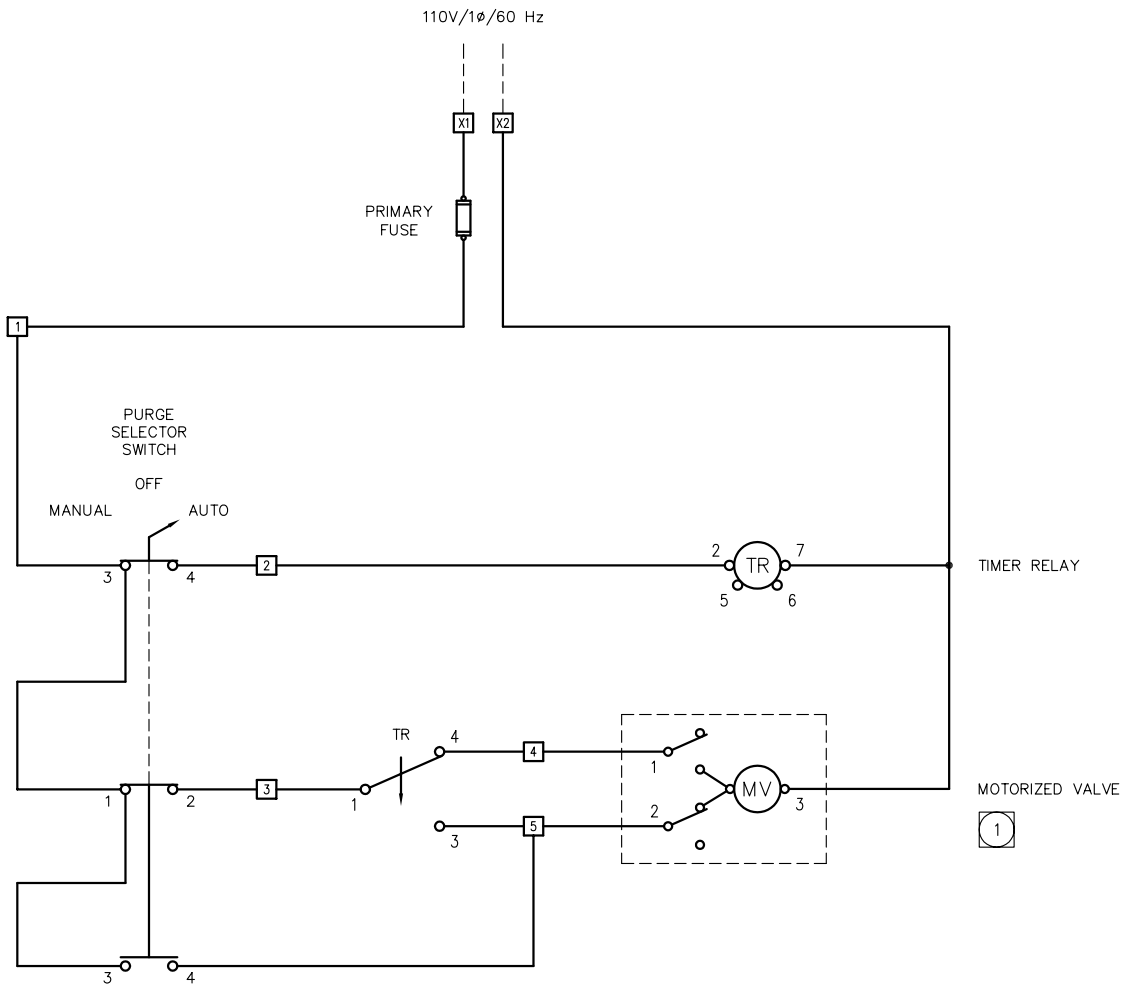
CYCLE TIME

DIAL UPPER INDICATOR (T1) TO THE DESIRED FREQUENCY OF PURGING
RANGE : 14 MINUTES TO 24 HOURS
FACTORY SETTING : 25% (APPROX EVERY 6 HRS)

PURGING TIME

DIAL LOWER INDICATOR (T2) TO THE DESIRED DURATION OF PURGING
RANGE : 6 TO 60 SECONDS
FACTORY SETTING : 35% (APPROX 20 SEC)

110V/1 ϕ /60 Hz



DWG. NO. 612-0002 SH 1 REV C

1 ACTUAL WIRING MAY VARY DEPENDING UPON ELECTRIC ACTUATOR MODEL NUMBER

NOTES: UNLESS OTHERWISE SPECIFIED

MATERIAL	UNLESS OTHERWISE NOTED DIMENSIONS ARE IN INCHES DO NOT SCALE THIS DRAWING	PROJ. NO.	WIRING DIAGRAM: 110V/1 ϕ /60 HZ AUTOMATIC PURGE PANEL
HEAT TREAT	INTERPRET DRAWING PER APPLICABLE STANDARDS	DRAWN K. CARTER	PUROFLUX CORPORATION 1357 KUEHNER DRIVE SIMI VALLEY CA 93063 PHONE: (805) 579-0216 FAX: (805) 579-6005
FINISH	DECIMALS ANGLES SURFACE FINISH .XX ± - ± - .XXX ± - -	CHECKED	
NEXT ASSEMBLY	THREADS PER NBS HANDBOOK-H28 CONCENTRICITIES .010 TIR BREAK CORNERS .005-.015 INTERNAL RADI .015-.030	DESIGN APPROVED	SIZE C CAGE CODE
APPLICATION		QA APPROVED	DWG NO. 612-0002
		RELEASE DATE 02-01-02	SCALE NONE
			REV C

4

3

2

1

A

D

D

C

C

B

B

A

A